

Read, Write, Inc Workshop for Bumblebee Parents

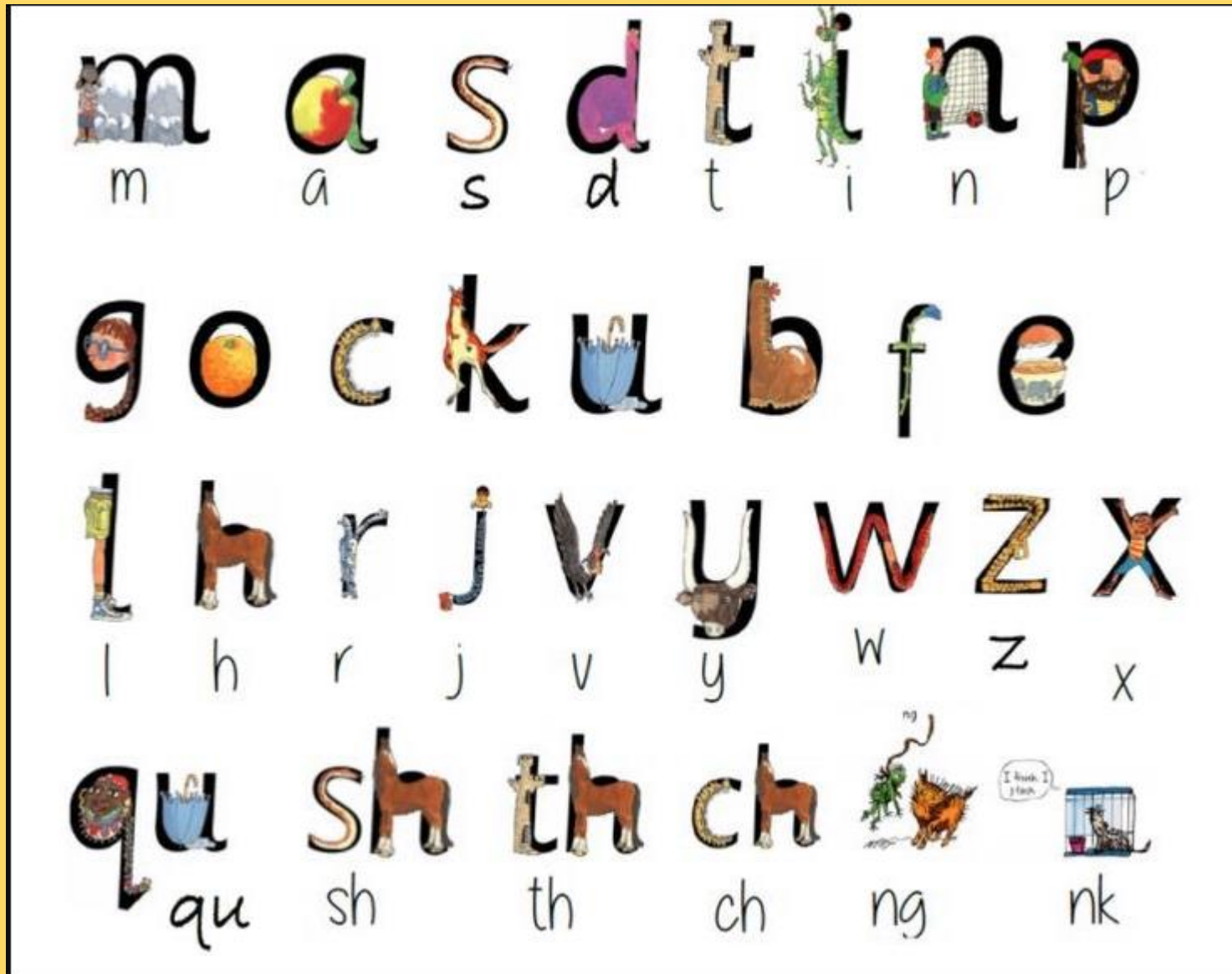


- English is one of the most complicated languages to learn.
- The English language has 44 sounds – there are 172 ways to represent them.

Pre-reading Skills

- Listening skills in the environment
- Clapping patterns
- Listening for planes, helicopters, birds
- Listening out to different sounds, for example tapping, stamping etc.
- 'Fred talk' games
- Rhyming
- Sounds in words – alliteration – six sizzling sausages.
- Matching pictures and initial sounds > a-a-apple,
- b-b-banana.
- Listening to short stories, repetitive texts.

Set One Sounds



It is so important to say the **pure** sound. Many adults tend to add an 'uh' at the end.

Some sounds are 'stretchy' sounds – m, s, f.

Some sounds are 'bouncy' sounds – a, d, t.

Structure of a Phonics Lesson

1. Say the sound, repeating it several times. 'My turn, Your turn'.
2. Show the sound.
3. Introduce the phrase and picture to help children remember the sound.
4. Play game – repeating sound and phrase.
5. Fast Finger time – point to a range of pictures beginning with the sound.
6. Model how to write the sound. Writing tools in the air, for example; magic pen. Gross motor – big movements to support letter formation memory.
7. Recap sounds we have already learned.

Set Two Sounds

Set 2 Speed Sound Map

ay



may I play?

ee



what can you see?

igh



fly high

ow



blow the snow

oo



poo at the zoo

oo



look at a book

ar



start the car

or



shut the door

air



that's not fair

ir




whirl and twirl

ou



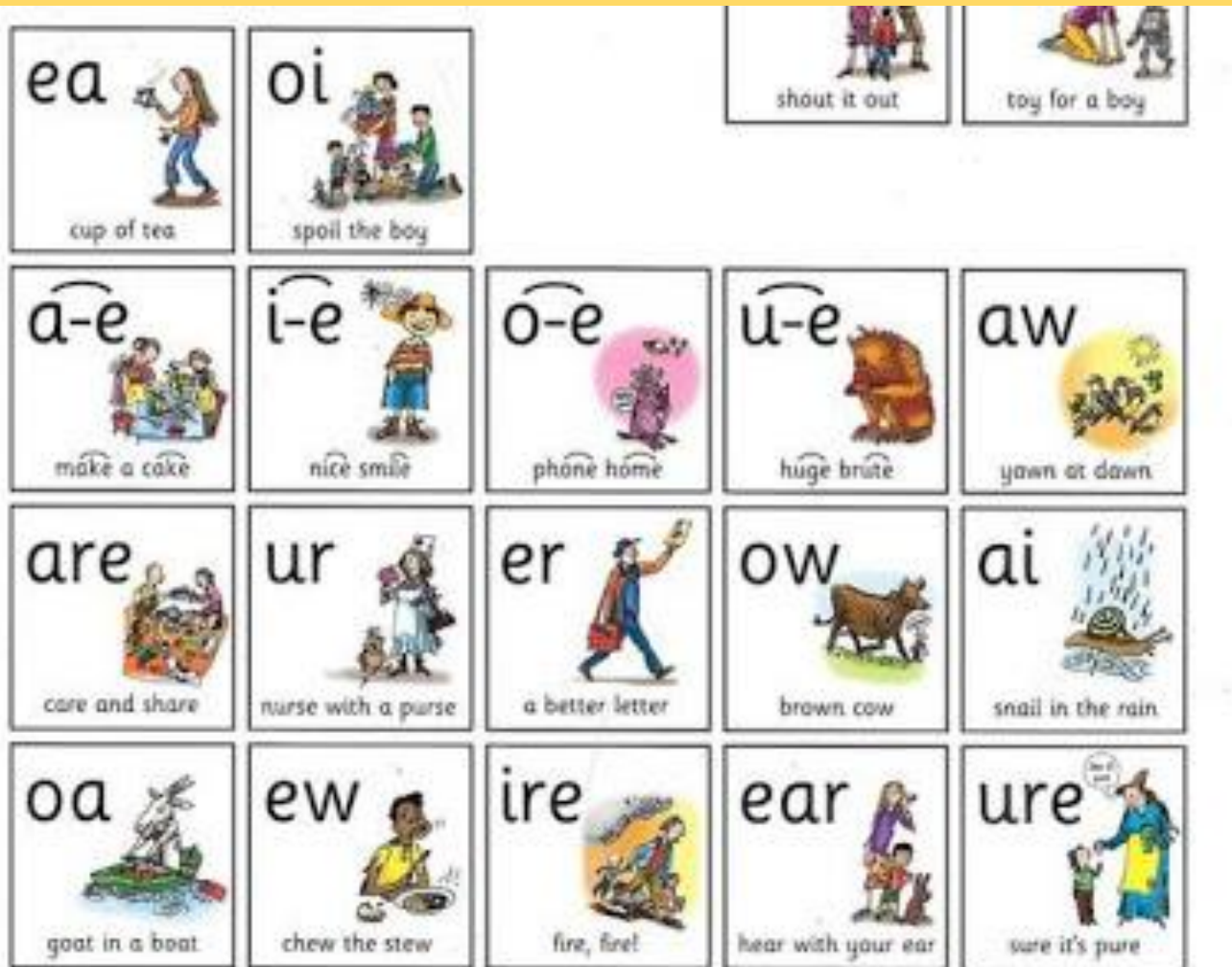
shout it out

oy



toy to enjoy

Set Three Sounds



Set three sounds are usually taught in Year One but are sometimes introduced to Year R children who are reading bigger texts, as they progress through the phonics programme.

Fred Words

Fred Word examples;

o-n > on

c-a-t > cat

sh-o-p > shop

l-igh-t > light

When reading new words, we follow the pattern of
'special friends' > sounds > word.

Red Words

Red Word examples;

the was my she by put

Red words are words you cannot sound out. Children have to learn to read them by sight.

Ditty Sheets

Ditty 16: Jam

Speed Sounds - read the sounds just the letter name(s)

sh ck e t g a o i j m d n u
s p

Green Words - read these words by blending the sounds together

dish tuck sick get pot jam in pan am

Red Words - read these words but tell your child the word if they get stuck

I of


I get a pot of jam

I get a dish of jam

I get a pan of jam

I tuck in

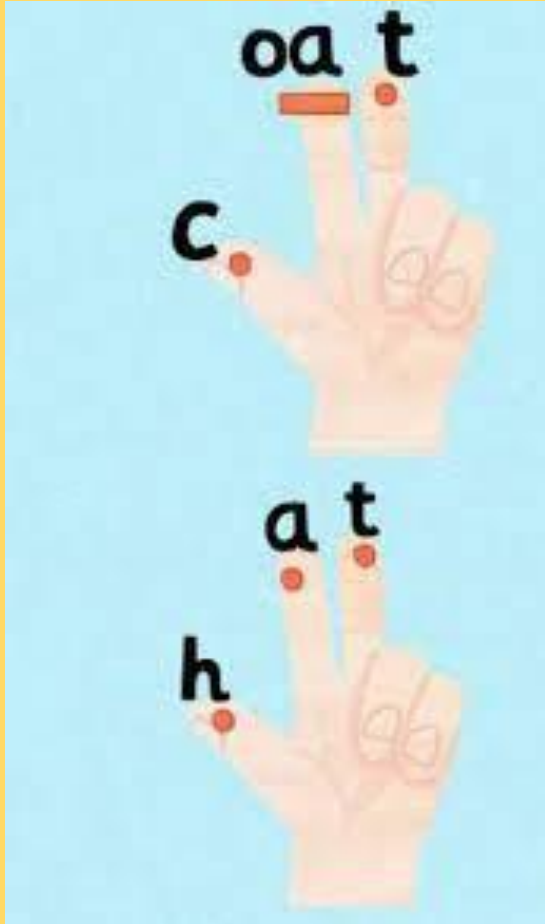
I am sick



Remember not to read the Ditty to your child first.
As your child reads the Ditty to parents and give your child plenty of praise.

Ditty sheets are short stories, which introduce children to reading. Sound recap at the tops. Lots of repetition with the 'story green' words. Practise the 'red' words. Remind the children these words are going to be in the story/ ditty.

Fred Fingers



‘Fred Fingers’ help children to break down new words, hear individual sounds and supports memory development.

We use ‘Fred Fingers’ mainly to support the beginning stages of writing and to support reading skills.

How to support reading at home

- Regular reading skill practice – short sessions.
- Focus is age plus five minutes.
- Practical games, such as;
 - Bingo
 - Snap
 - Word/ sound hunt
 - Incorporate interests, e.g bounce a ball on a sound, word.
 - Flash cards
 - Sound/ word spotting in the environment
 - Word searches
 - Word matching