

Bumblebee Newsletter

25.10.19

Dear Parents/Carers,

We can't quite believe we have reached half term already. The children have settled well to the beginning of the year and are demonstrating some fantastic learning. Have a good rest over the half term break so that the children are ready for the next step in their learning journey.

Reading meeting

Thank you to those who attended the reading meeting. Hopefully it all made sense; if you ever have any questions please come in and ask. Thank you for stacking the chairs for us, it was a big help.



A couple of notes I forgot to mention:

- You do not have to finish a book in one reading session, particularly the longer phonics based texts.
- Choose 5 tagged words to practise first, then build up.

Reminders

- **Named** water bottles must be in school daily.

YEAR R LEARNING


 <p>Phonics</p> <p>This week we introduced the graphemes e and u and the sounds we say when we see them. We have revised all the sounds we have learnt so far in a range of games.</p> <p>We have blended and segmented cvc words and read simple sentences.</p> <p>We have introduced the tricky word – go</p> <p>Vocabulary –sound, letter, initial sound, vowel, blend, segment, sentence, grapheme, phoneme</p>	 <p>Number</p> <p>This week we have investigated the number 5. We have represented 5 in different ways using blocks and tens frames.</p> <p>We have practised recognising 5 objects without counting them. We know 5 can be split into 4+1 and 3+2. We have introduced number sentences.</p> <p>They have also identified that 4 is one more than 3 and 3 is one less than 4.</p> <p>Vocabulary – number names, more than / less than.</p>
--	---

<p style="text-align: center;"><u>Child Initiated play</u></p> <p>The main focus of learning this week is: Shape, space and measure – repeating patterns</p> <p><u>Autumn patterning</u> We have made patterns with differing leaves, conkers, acorns and pine cones. We have also made patterns with paint, drawing, stones, beads and Lego.</p> <p><u>Knights and Dragons</u> Some children have been interested in knights and Vikings. They made shields and swords and set up castles. We also had a dragon’s den where the dragons could live.</p> <p><u>Signs</u> Some children have been really interested in writing signs, so we have had signs for dragons, castles, rules in general, names and instructions. The children have used sound cards to help them write the sounds that they can hear in the words.</p> <p><u>Fireworks</u> Yesterday some children were talking about going to a fireworks display. We made a bonfire and created a display using wood and chalk on the playground. We then made tickets and posters for the display. Some tickets were 10p, some were £1, so you had to choose carefully which seller you bought from!</p>	<p style="text-align: center;"><u>Vocabulary</u></p> <p>New</p> <ul style="list-style-type: none"> • Display • Whoosh • Sparkle <p>Reinforced</p> <ul style="list-style-type: none"> • Autumn • Autumnal • Decay • Harvest / harvesting • Hibernate • Nocturnal • Season • Dawn,
--	--

HOME LEARNING

Over the next week, please take the opportunity to:

- Go through your child's Phonics folder and reinforce the sounds. If you have some magnetic letters of the letters we have covered so far, can you make words such as dog, cat, tin, man and have a go at reading or spelling them.
- Share books with your child.
- Reinforce the vocabulary introduced this week.
- Look out for repeating patterns in the environment.



- Create repeating patterns. You could make Lego towers, necklaces, paperchains, or use natural objects such as leaves, stones, conkers, fir cones, sticks, etc... be as creative as you can. Please create your pattern with 2 or 3 colours or objects and then repeat that pattern.

For example, with 3 colours you could have: (The thicker black line indicates the end of the pattern which is then repeated.)



Headteacher Miss S Vittle

Here are some patterns the children have made at school using natural resources.



- Practice throwing and catching a ball.

CAN YOU HELP?

To lend

- Not this week

To donate

Not this week

Many thanks
Mrs Mitchell and Miss Hickley (The Year R Team)