


English Home Learning Grid

Write 10 sentences using the 'stretch a sentence' technique:



Practise expanding sentences using adjectives, conjunctions and adverbs. *Can you use the power of 3?*

Don't forget your punctuation: Capital letters, full stops and commas.



Non-fiction writing: Create a fact file about a country of your choice. You could do this either on paper or on a computer.

Use what we have already learnt in class alongside your own research.

You could include:

- Where is the country? (map)
- Capital city.
- Flag.
- Weather/ climate.
- Animals.
- Food.
- Population.
- Interesting facts!
- Pictures/ diagrams with captions.

Don't forget a title and subheadings.

Choose one of these:

1. Cook
2. Bake
3. Make

Then write a recipe/instructions to tell somebody else what to do.

Remember to use numbers, time words (first, next, then) and verbs (mix, cut, stick, sprinkle).

Tiny Dragon



Questions for discussion:
 Where is it from?
 Why is it so small?
 Are there more like him?
 Where does he live?
 How will you look after it?
 Will you keep it a secret or tell someone?
 What is it called?
 Is it magic? What magic can it do?
 I like to imagine that it is a really small dragon that you need to take care of so that you can grow huge so that you

Story writing is SO important in key stage

1!

Stories should include a beginning (introduce characters and setting), middle (problem) and end (resolution).

Write some stories about ANYTHING you want. You could even create your own story books with illustrations (pictures)!

Find between 3 and 5 different objects in 3 different rooms in your house and write them in a list using commas e.g:

In my bathroom I have got shampoo, a toothbrush, towels and toilet roll.
In my wardrobe there are dresses, jeans and t-shirts.

Remember, the comma comes between each item apart from the final two items where you use the word 'and' instead.

Have some fun with this story starter featuring a blue skateboarding monster! *What will happen next? Finish the story.*

The last thing I expected to see that morning was a blue monster on a skateboard, but...

60 Second Read Activity Sheets:
 Complete the 2 60 second read activity sheets by reading the text (ask a grown up to read it to you if you are finding it too tricky) and answering the 4 questions.

Sheets in pack.

Make some punctuation pictures. Ask a grown up to write some different sentences for you to punctuate.

Complete the double-sided SPaG (spelling, punctuation and grammar) activity mat.

Sheet in pack.

Maths Home Learning Grid

Choose different 2 digit numbers and record them in the 4 ways below. *Can you complete 10?*




Make your own 100 square by filling in the blank grid in your pack:

- Use objects (e.g. coins) to cover all of the even/odd numbers. *Is there a pattern? How about all of the 2s/ 5s/ 10s? What do you notice?*
- Choose a number. Write down what is 1 more and 1 less, and 10 more and 10 less.
- Practise counting forwards and backwards in 1s, 2s, 5s and 10s. *Can you do it without looking?*
- Ask a grown up to cover up some numbers. *Can you guess which ones are missing?*
- Ask a grown up to cut up your hundred square into 'jigsaw pieces'. *Can you re-build it correctly?*

Make amounts of money using coins. *Can you make the same amount again in a different way?*




Use household objects to create 2D and 3D shapes. *Can you name them? Can you count the sides and vertices (corners)?*



Items that work well- cocktail sticks or spaghetti with playdough or marshmallows. BUT you can make shapes with anything you find!

Use a ruler or tape measure to measure things in your house. Measure at least 10 things and write the length in m/cm. Order your chosen items from shortest to largest.



Use objects in your house to help you practise dividing by sharing. Complete 10 questions.

Ask a grown up to write out some addition and subtraction number sentences. *Are they true or are they false? Sort them. Can you fix the false ones?*

Draw some and cut out some shapes. Split some into equal parts (halves, quarters or thirds) and some into unequal parts. *You could use folding to help you.*

Oh dear! Bee-Bot has jumbled up the numbers! Help him by writing them in the correct order from smallest to greatest.

24, 45, 12, 98, 2, 54, 33, 67, 4

Number bonds (pairs of numbers that make an amount):

- Write all of the number bonds to 10 like this: $0 + 10 = 10$.
- Write all of the number bonds to 20. Count out 20 objects and use them to help you.

Play a card game or board game that involves numbers or counting i.e. Yahtzee, monopoly, snakes and ladders, top trumps etc.

Make your own times table flashcards for the 2, 5 and 10 times tables.

Write the question on the front e.g. 5×2 and the answer on the back e.g. 10.

Use them to test your times tables!

